

# 5978 Carolina Beach Rd– Wilmington, NC

## AVAILABLE

### HIGHLIGHTS

- +/- 1.43 Acres
- Adjacent to new Harris Teeter Fuel Center and Taco Bell.
- Gas and Automotive Uses are Restricted.
- 265 Feet of Road Frontage on Carolina Beach Rd.
- Outparcel to a Harris Teeter Shopping Center.
- Multiple access points including access back to the Stoplight at Carolina Beach and Sanders Rd.
- 46,000 VPD on Carolina Beach Rd.
- [Google Maps Link](#)



### DEMOGRAPHICS

Radius:	1-Mile	3-Mile	5-Mile
Population	7,139	37,903	70,925
Households	2,971	16,157	31,288
Avg HH Income	\$70,588	\$76,408	\$83,334
Employees	1,669	6,823	15,673

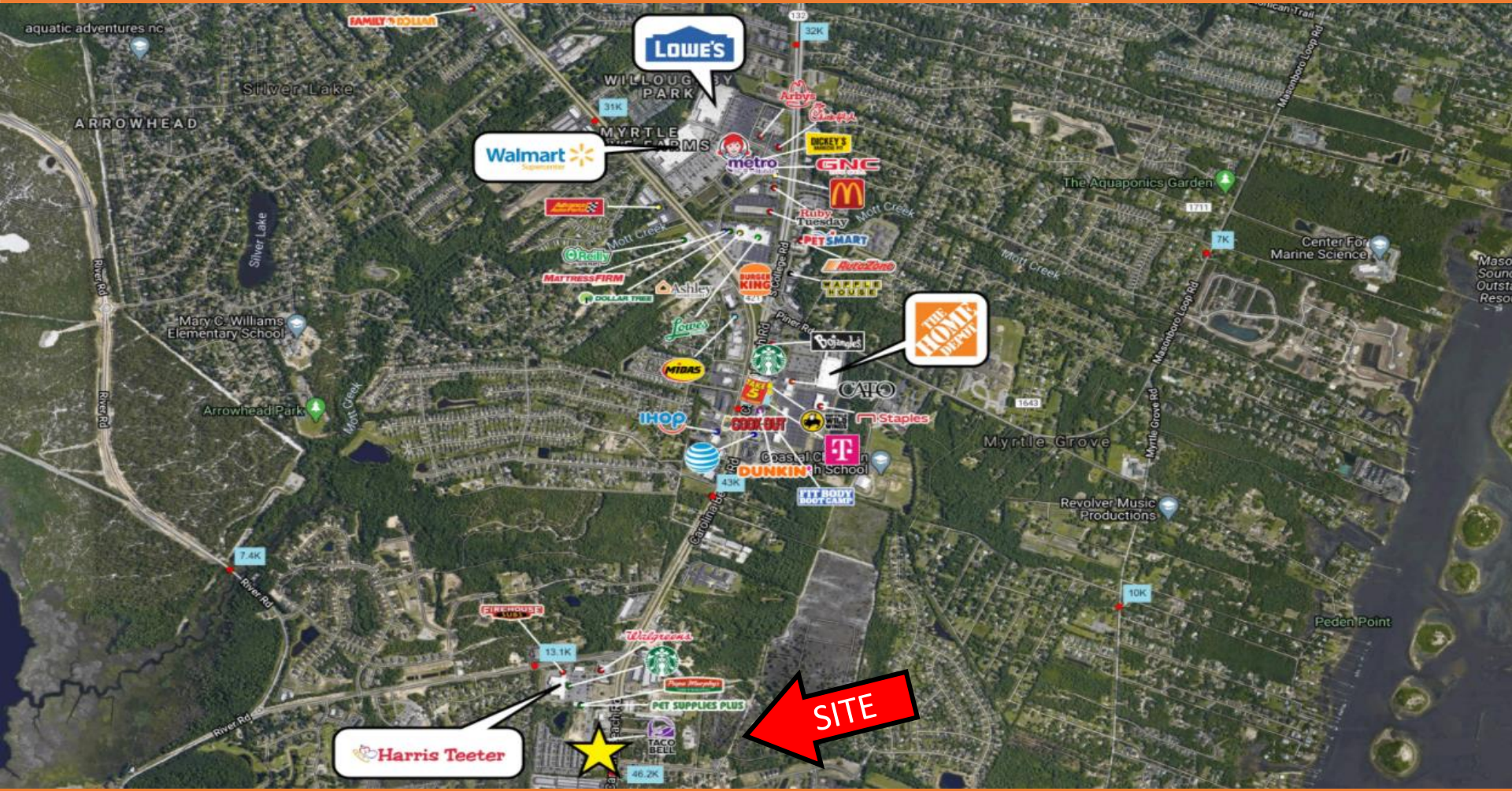


Baker Bell | Baker@BellCommercial.net | 919.608.9522  
Tre Vaughn | Tre@BellCommercial.net | 336.429.0089



# MARKET AERIAL

5978 Carolina Beach Rd– Wilmington, NC



Baker Bell		Baker@BellCommercial.net		919.608.9522
Tre Vaughn		Tre@BellCommercial.net		336.429.0089



# MID LEVEL AERIAL

5978 Carolina Beach Rd– Wilmington, NC

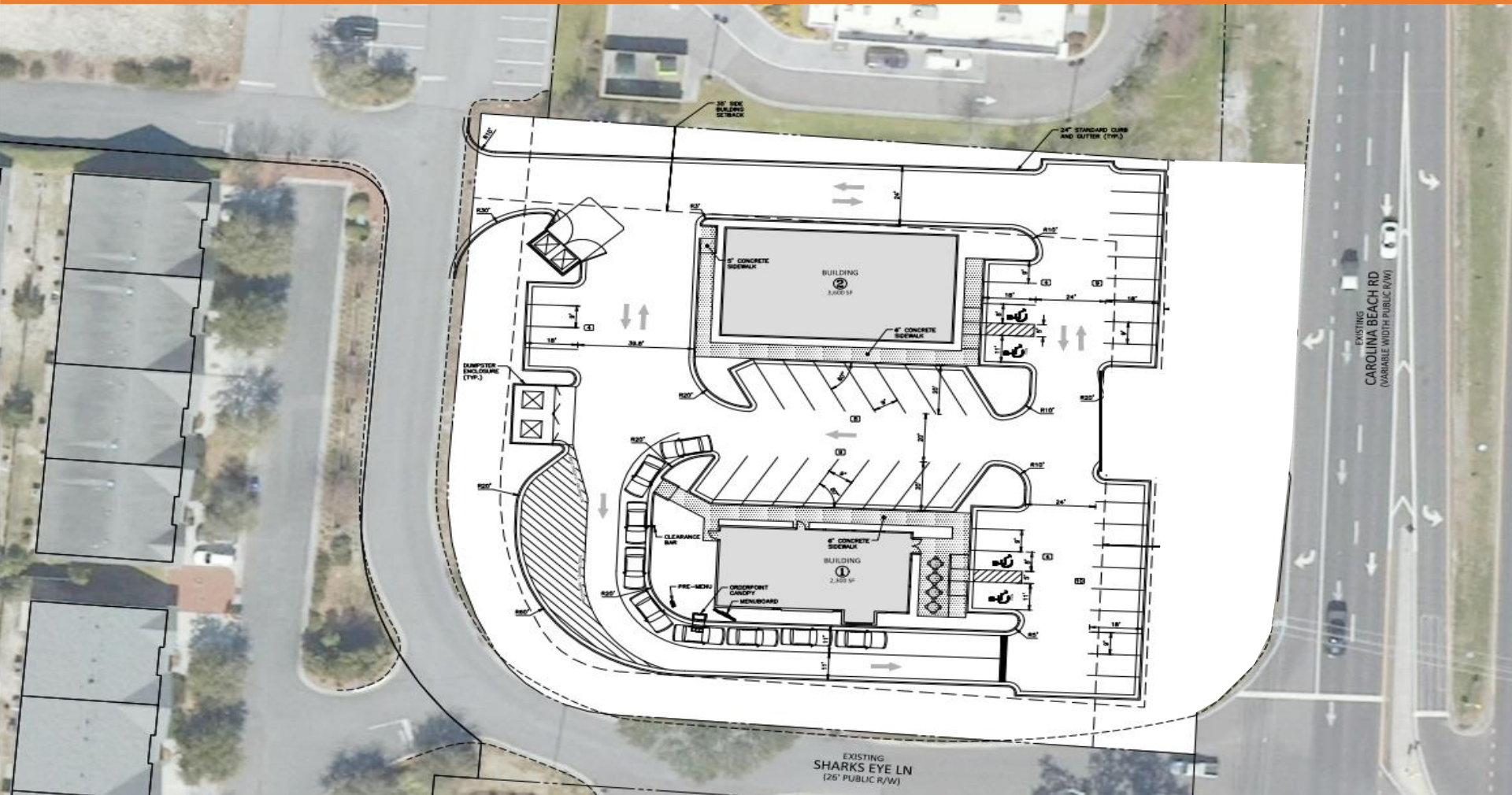


Baker Bell		Baker@BellCommercial.net		919.608.9522
Tre Vaughn		Tre@BellCommercial.net		336.429.0089



# Conceptual Site Plan

5978 Carolina Beach Rd– Wilmington, NC



Baker Bell

| Baker@BellCommercial.net

| 919.608.9522

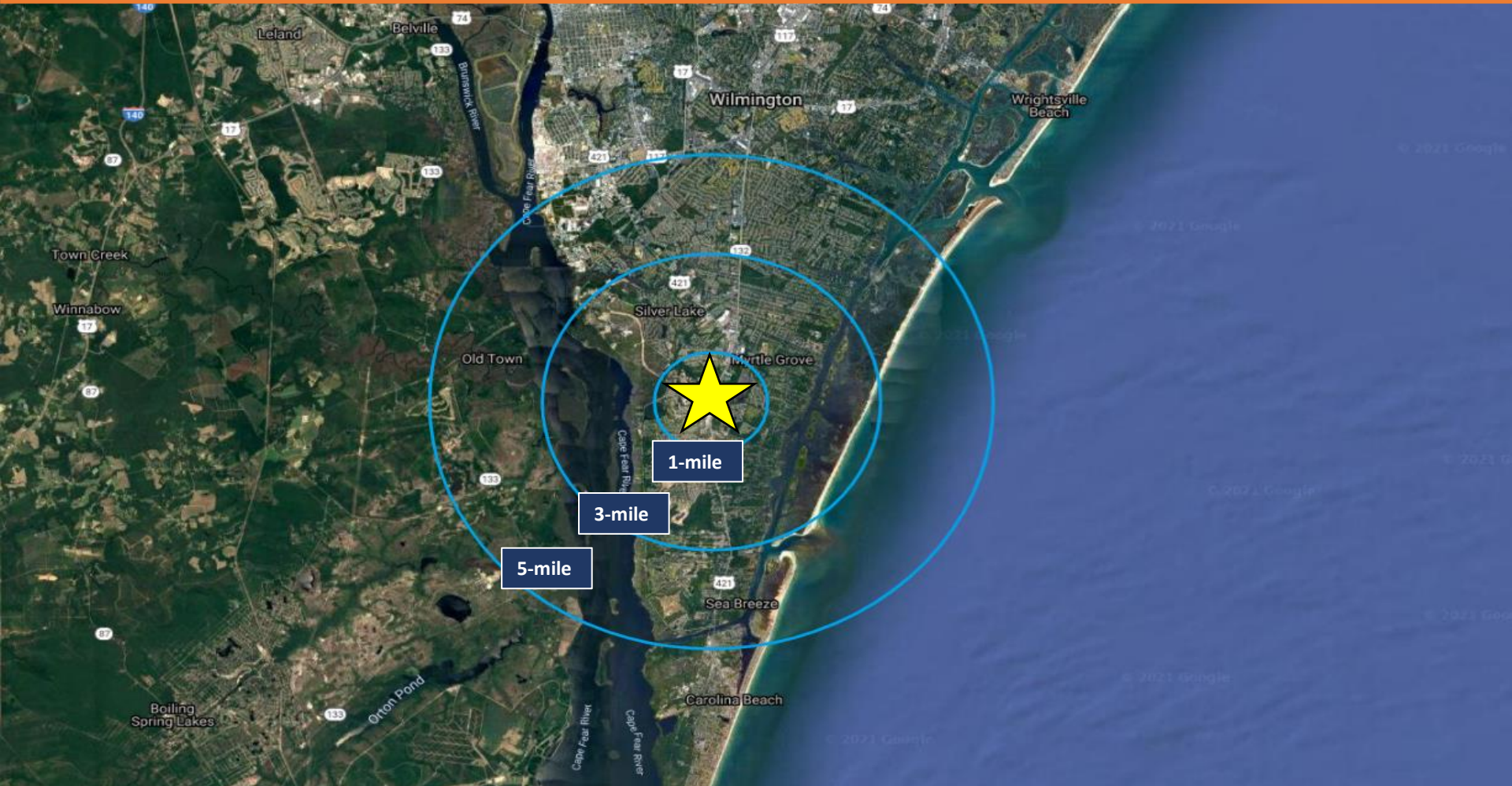
Tre Vaughn

| Tre@BellCommercial.net

| 336.429.0089

# DEMOGRAPHIC RADIUS MAP

5978 Carolina Beach Rd– Wilmington, NC



Baker Bell

| [Baker@BellCommercial.net](mailto:Baker@BellCommercial.net)

| 919.608.9522

Tre Vaughn

| [Tre@BellCommercial.net](mailto:Tre@BellCommercial.net)

| 336.429.0089



# 3, 5 & 7-MILE DEMOGRAPHICS

5978 Carolina Beach Rd– Wilmington, NC



## 5978 Carolina Beach Rd Wilmington, NC

1 mi      3 mi      5 mi

	1 mi	3 mi	5 mi	
<b>POPULATION</b>	2020 Estimated Population	7,139	37,903	70,925
	2025 Projected Population	7,451	39,350	73,706
	2010 Census Population	4,586	29,705	58,820
	2000 Census Population	2,772	19,859	43,516
	Projected Annual Growth 2020 to 2025	0.9%	0.8%	0.8%
	Historical Annual Growth 2000 to 2020	7.9%	4.5%	3.1%
<b>HOUSEHOLDS</b>	2020 Estimated Households	2,971	16,157	31,288
	2025 Projected Households	3,141	17,003	32,954
	2010 Census Households	1,838	12,196	24,850
	2000 Census Households	1,082	7,977	17,771
	Projected Annual Growth 2020 to 2025	1.1%	1.0%	1.1%
	Historical Annual Growth 2000 to 2020	8.7%	5.1%	3.8%
<b>AGE</b>	2020 Est. Population Under 10 Years	10.6%	10.4%	9.9%
	2020 Est. Population 10 to 19 Years	11.8%	11.2%	11.2%
	2020 Est. Population 20 to 29 Years	10.4%	11.9%	12.0%
	2020 Est. Population 30 to 44 Years	21.1%	20.4%	19.3%
	2020 Est. Population 45 to 59 Years	20.3%	19.9%	20.4%
	2020 Est. Population 60 to 74 Years	18.5%	19.4%	19.4%
	2020 Est. Population 75 Years or Over	7.3%	7.0%	7.9%
	2020 Est. Median Age	41.3	41.2	42.2

## 5978 Carolina Beach Rd Wilmington, NC

1 mi      3 mi      5 mi

	1 mi	3 mi	5 mi	
<b>MARITAL STATUS &amp; GENDER</b>	2020 Est. Male Population	47.4%	47.2%	47.1%
	2020 Est. Female Population	52.6%	52.8%	52.9%
	2020 Est. Never Married	21.2%	26.9%	27.8%
	2020 Est. Now Married	53.3%	48.0%	48.4%
	2020 Est. Separated or Divorced	16.8%	18.5%	17.0%
	2020 Est. Widowed	8.7%	6.6%	6.8%
<b>INCOME</b>	2020 Est. HH Income \$200,000 or More	7.2%	6.5%	7.2%
	2020 Est. HH Income \$150,000 to \$199,999	5.7%	5.9%	6.7%
	2020 Est. HH Income \$100,000 to \$149,999	17.9%	17.1%	17.8%
	2020 Est. HH Income \$75,000 to \$99,999	15.1%	14.9%	14.7%
	2020 Est. HH Income \$50,000 to \$74,999	17.5%	18.6%	19.0%
	2020 Est. HH Income \$35,000 to \$49,999	10.6%	11.4%	11.0%
	2020 Est. HH Income \$25,000 to \$34,999	7.4%	8.4%	7.8%
	2020 Est. HH Income \$15,000 to \$24,999	4.2%	6.4%	6.9%
	2020 Est. HH Income Under \$15,000	14.3%	10.7%	9.0%
	2020 Est. Average Household Income	\$70,588	\$76,408	\$83,334
	2020 Est. Median Household Income	\$68,744	\$67,658	\$71,334
	2020 Est. Per Capita Income	\$29,436	\$32,594	\$36,800
2020 Est. Total Businesses	209	947	2,107	
2020 Est. Total Employees	1,669	6,823	15,673	

Baker Bell | Baker@BellCommercial.net | 919.608.9522

Tre Vaughn | Tre@BellCommercial.net | 336.429.0089