

# Former Biscuitville – Available For Sublease

1806 US-70 BUS, DURHAM, NORTH CAROLINA



**3,440 SF Restaurant with a Drive Thru**

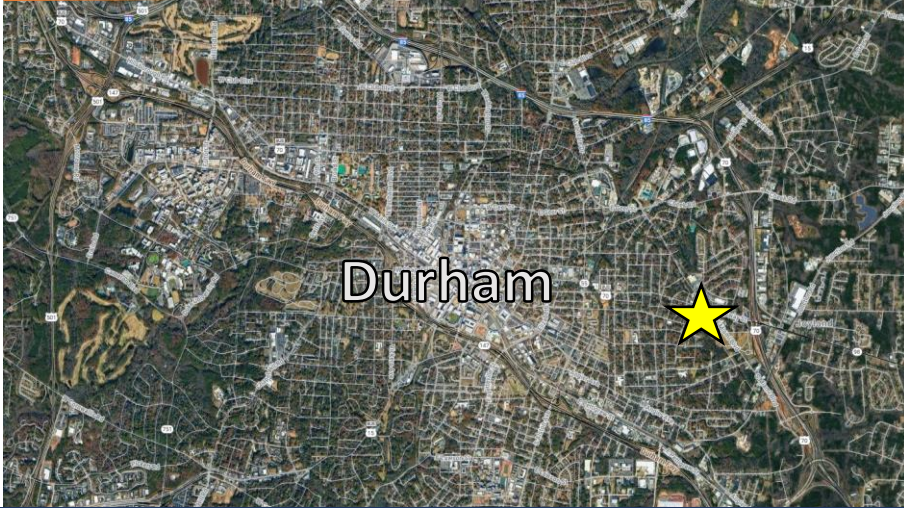
## HIGHLIGHTS

- Less than 2 miles West of Downtown Durham.
- Located at the signalized intersection of Raynor St and Holloway.
- The initial term of the lease extends through 9/30/26.
- Tenant to be responsible for all Taxes and Insurance.



## DEMOGRAPHICS

	1-Mile	3-Mile	5-Mile
Population	11,979	80,372	181,405
Households	4,310	30,266	72,356
Avg HH Income	\$39,952	\$65,300	\$72,355
Employees	2,017	36,157	75,547



Henry Carrison

Henry@BellCommercial.net

336.451.5949

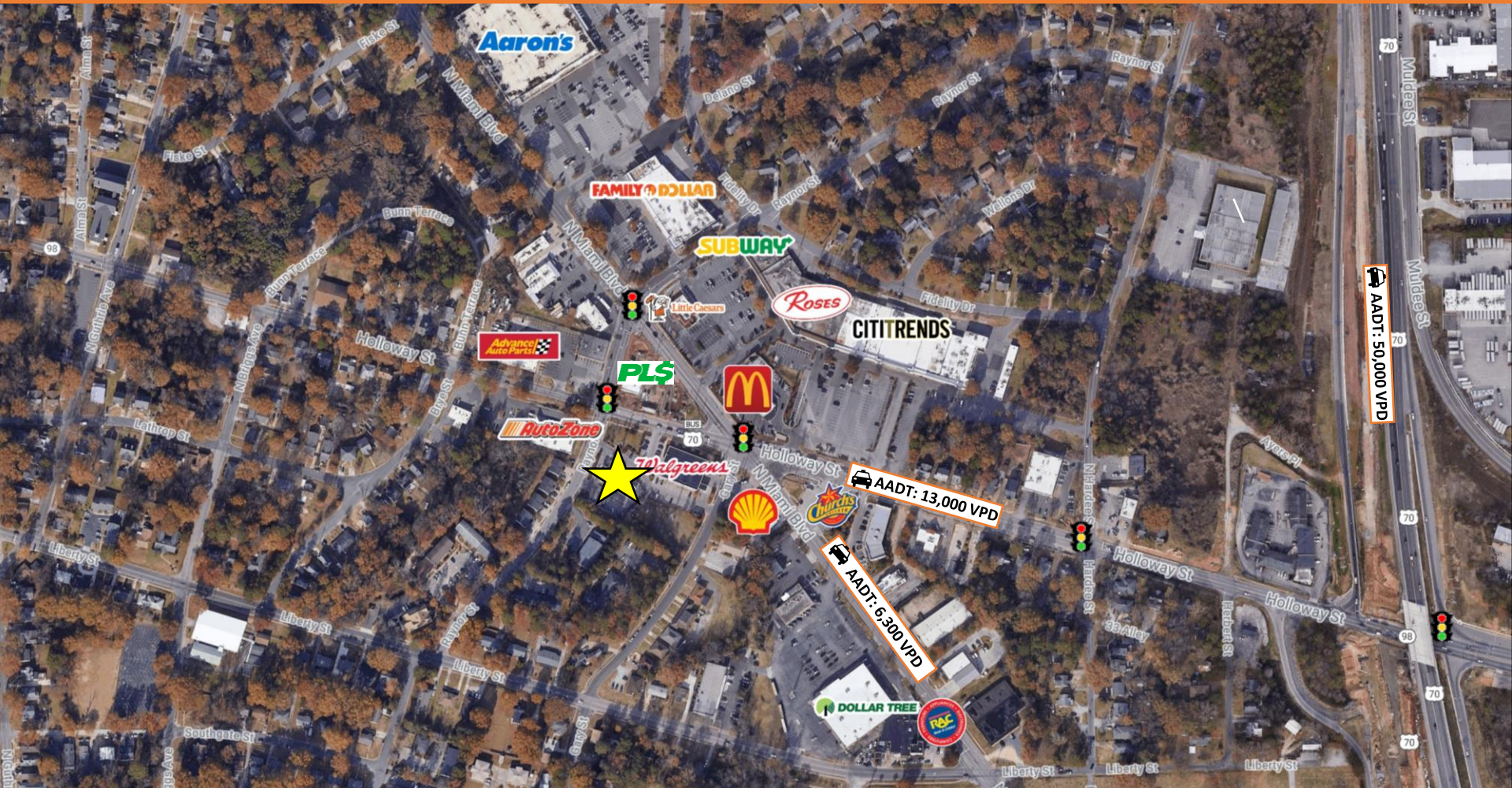
Tre Vaughn

Tre@BellCommercial.net

336.429.0089

# HIGH LEVEL AERIAL

1806 Holloway Street | Durham, NC



Henry Carrison

[Henry@BellCommercial.net](mailto:Henry@BellCommercial.net)

336.451.5949

Tre Vaughn

[Tre@BellCommercial.net](mailto:Tre@BellCommercial.net)

336.429.0089

# LOW LEVEL AERIAL

1806 Holloway Street | Durham, NC



Henry Carrison

[Henry@BellCommercial.net](mailto:Henry@BellCommercial.net)

336.451.5949

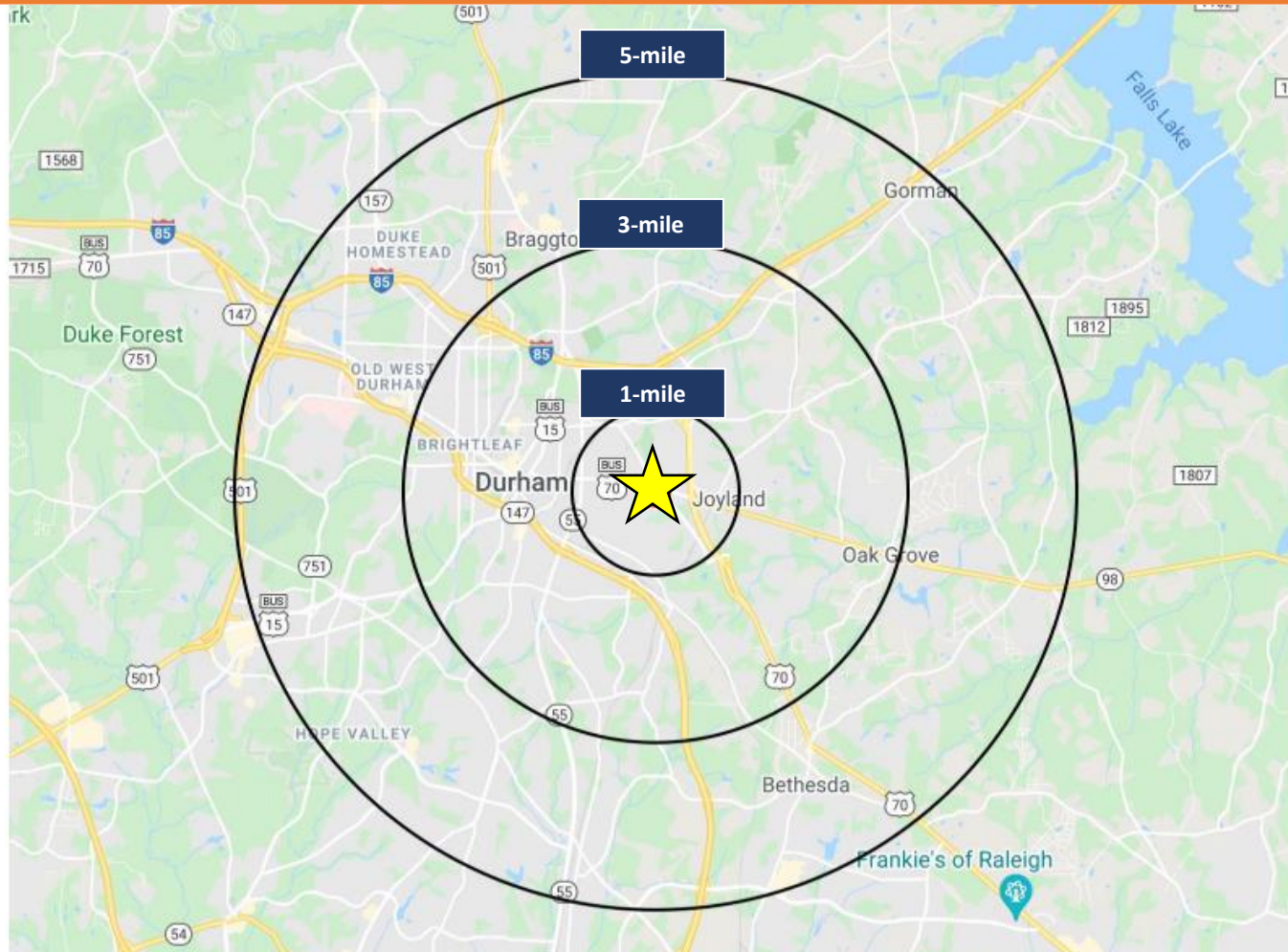
Tre Vaughn

[Tre@BellCommercial.net](mailto:Tre@BellCommercial.net)

336.429.0089

# DEMOGRAPHIC RADIUS MAP

1806 Holloway Street | Durham, NC



Henry Carrison

[Henry@BellCommercial.net](mailto:Henry@BellCommercial.net)

336.451.5949

Tre Vaughn

[Tre@BellCommercial.net](mailto:Tre@BellCommercial.net)

336.429.0089

# 1, 3 & 5-MILE DEMOGRAPHICS

1806 Holloway Street | Durham, NC



## 1806 HOLLOWAY STREET Durham, NC

1 mi      3 mi      5 mi

POPULATION

Population			
2021 Estimated Population	11,979	80,372	181,405
2026 Projected Population	11,879	83,696	192,991
2010 Census Population	11,302	68,522	150,214
2000 Census Population	12,999	68,091	133,582
Projected Annual Growth 2021 to 2026	-0.2%	0.8%	1.3%
Historical Annual Growth 2000 to 2021	-0.4%	0.9%	1.7%

HOUSEHOLDS

Households			
2021 Estimated Households	4,310	30,266	72,356
2026 Projected Households	4,315	31,977	77,947
2010 Census Households	3,881	24,741	57,601
2000 Census Households	4,381	24,577	50,839
Projected Annual Growth 2021 to 2026	-	1.1%	1.5%
Historical Annual Growth 2000 to 2021	-	1.1%	2.0%

AGE

Age			
2021 Est. Population Under 10 Years	15.7%	12.3%	12.3%
2021 Est. Population 10 to 19 Years	14.7%	16.1%	14.1%
2021 Est. Population 20 to 29 Years	13.3%	15.8%	15.8%
2021 Est. Population 30 to 44 Years	20.9%	21.7%	22.7%
2021 Est. Population 45 to 59 Years	19.0%	17.2%	17.1%
2021 Est. Population 60 to 74 Years	12.5%	12.3%	12.9%
2021 Est. Population 75 Years or Over	4.0%	4.6%	5.1%
2021 Est. Median Age	33.5	33.5	34.4

## 1806 HOLLOWAY STREET Durham, NC

1 mi      3 mi      5 mi

MARITAL STATUS  
& GENDER

Marital Status & Gender			
2021 Est. Male Population	49.4%	48.5%	48.2%
2021 Est. Female Population	50.6%	51.5%	51.8%
2021 Est. Never Married	56.8%	52.7%	48.3%
2021 Est. Now Married	19.6%	26.5%	31.6%
2021 Est. Separated or Divorced	18.5%	16.4%	15.9%
2021 Est. Widowed	5.1%	4.3%	4.2%

INCOME

Income			
2021 Est. HH Income \$200,000 or More	0.7%	4.9%	5.4%
2021 Est. HH Income \$150,000 to \$199,999	1.4%	3.7%	4.6%
2021 Est. HH Income \$100,000 to \$149,999	3.8%	10.8%	12.9%
2021 Est. HH Income \$75,000 to \$99,999	5.2%	11.5%	12.4%
2021 Est. HH Income \$50,000 to \$74,999	14.4%	17.2%	17.6%
2021 Est. HH Income \$35,000 to \$49,999	12.7%	13.7%	14.3%
2021 Est. HH Income \$25,000 to \$34,999	18.5%	11.8%	10.3%
2021 Est. HH Income \$15,000 to \$24,999	14.4%	10.4%	8.9%
2021 Est. HH Income Under \$15,000	29.1%	16.0%	13.6%
2021 Est. Average Household Income	\$39,952	\$65,300	\$72,355
2021 Est. Median Household Income	\$28,463	\$52,275	\$58,466
2021 Est. Per Capita Income	\$14,452	\$25,113	\$29,214

Henry Carrison

Henry@BellCommercial.net

336.451.5949

Tre Vaughn

Tre@BellCommercial.net

336.429.0089